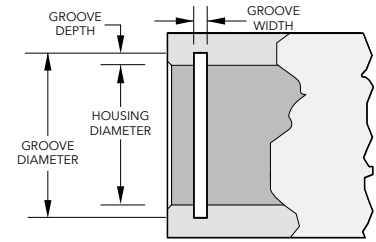
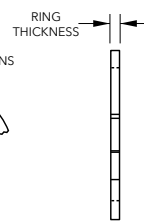
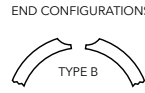
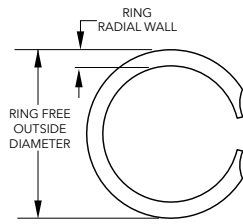




XXDH Series

Constant Section Imperial Rings Internal



Product Dimensions: All dimensions in inches unless otherwise specified.

TFC Part Number ³		Housing Diameter		Ring			Groove		Thrust Capacity	
Carbon Steel	Add Suffix	in	mm	Outside Diameter (in)	Radial Wall (in)	Thickness (in)	Diameter (in)	Width (in)	Groove Yield ¹ (lb)	Ring Shear ² (lb)
	302 SS									
XXDH-112	-S02	1,125	28,58	1,196	0,093	0,042	1,181	0,046	2,227	5,655
XXDH-125	-S02	1,250	31,75	1,330	0,093	0,042	1,310	0,046	2,651	6,283
XXDH-137	-S02	1,375	34,93	1,460	0,093	0,042	1,435	0,046	2,916	6,912
XXDH-150	-S02	1,500	38,10	1,600	0,125	0,042	1,580	0,046	4,241	7,540
XXDH-162	-S02	1,625	41,28	1,725	0,125	0,042	1,705	0,046	4,595	8,168
XXDH-175	-S02	1,750	44,45	1,855	0,125	0,042	1,830	0,046	4,948	8,796
XXDH-187	-S02	1,875	47,63	1,990	0,156	0,042	1,965	0,046	5,964	9,425
XXDH-200	-S02	2,000	50,80	2,115	0,156	0,042	2,090	0,046	6,362	10,053
XXDH-206	-S02	2,062	52,37	2,177	0,156	0,042	2,152	0,046	6,559	10,365
XXDH-218	-S02	2,187	55,55	2,302	0,156	0,042	2,277	0,046	6,957	10,993
XXDH-231	-S02	2,312	58,72	2,432	0,156	0,042	2,402	0,046	7,354	11,621
XXDH-243	-S02	2,437	61,90	2,557	0,156	0,042	2,527	0,046	7,752	12,250
XXDH-256	-S02	2,562	65,07	2,682	0,156	0,042	2,652	0,046	8,149	12,878
XXDH-300	-S02	3,000	76,20	3,154	0,187	0,062	3,124	0,068	13,148	21,130
XXDH-325	-S02	3,250	82,55	3,404	0,187	0,062	3,374	0,068	14,243	22,891
XXDH-350	-S02	3,500	88,90	3,654	0,187	0,062	3,624	0,068	15,339	24,652
XXDH-375	-S02	3,750	95,25	3,904	0,187	0,062	3,874	0,068	16,434	26,413
XXDH-400	-S02	4,000	101,60	4,155	0,187	0,062	4,125	0,068	17,671	28,174
XXDH-425	-S02	4,250	107,95	4,429	0,218	0,078	4,394	0,086	21,630	36,050
XXDH-450	-S02	4,500	114,30	4,679	0,218	0,078	4,644	0,086	22,902	38,170
XXDH-475	-S02	4,750	120,65	4,929	0,218	0,078	4,894	0,086	24,175	40,291
XXDH-500	-S02	5,000	127,00	5,184	0,218	0,078	5,144	0,086	25,447	42,412
XXDH-525	-S02	5,250	133,35	5,434	0,218	0,078	5,394	0,086	26,719	44,532
XXDH-575	-S02	5,750	146,05	5,934	0,218	0,078	5,894	0,086	29,264	48,773
XXDH-600	-S02	6,000	152,40	6,220	0,250	0,093	6,160	0,103	33,929	61,073
XXDH-650	-S02	6,500	165,10	6,730	0,250	0,093	6,660	0,103	36,757	66,162
XXDH-700	-S02	7,000	177,80	7,240	0,250	0,093	7,160	0,103	39,584	71,251
XXDH-725	-S02	7,250	184,15	7,500	0,250	0,093	7,410	0,103	40,998	73,796
XXDH-750	-S02	7,500	190,50	7,760	0,250	0,093	7,660	0,103	42,412	76,341
XXDH-800	-S02	8,000	203,20	8,285	0,250	0,093	8,160	0,103	45,239	81,430

¹ Based on a groove material yield strength of 45000 psi and a safety factor of 2.

² Based on a safety factor of 3.

³ Square edge wire.